



**NY Power  
Authority**

**Canal  
Corporation**

# **Earthen Embankment Integrity Program**

## **Public Comment “How To’s”**

**July 12, 2021**

# Where to Find Documents

1. Visit the Canal Corporation website:

<https://www.canals.ny.gov/>

2. Click the “Earthen Embankment Integrity Program” link:



3. Click the “DGEIS/Guidebook Documents” link:



# How to Submit Written Comments

There are **two ways** to submit written comments:

1. Email comments to: [NYSCC-Embankments@bergmannpc.com](mailto:NYSCC-Embankments@bergmannpc.com)
2. Mail written comments to:  
**Canal Corporation c/o James Candiloro**  
**30 South Pearl Street**  
**Albany, NY 12207**

**Comment period has been extended by 30 days:**

Comments must be received by 5 PM on **September 5, 2021**

# How to Provide Comments During a Public Hearing

- Two live virtual public hearings will take place as follows:
  - **July 14, 2021 at 10:00 a.m.**
  - **July 14, 2021 at 7:00 p.m.**
- Please pre-register if you would like to provide verbal comments during the hearing:
- [https://www.canals.ny.gov/Earthen\\_Embankment/Registration.html](https://www.canals.ny.gov/Earthen_Embankment/Registration.html)

**NYSCC Earthen Embankment Integrity Program Virtual Public Hearing Registration**

The public will have an opportunity to provide spoken comments regarding the Draft Embankment Maintenance Guidebook (Guidebook) and Draft Generic Environmental Impacts Statement (DGEIS) during the virtual hearing. If you wish provide spoke comments on either the Guidebook or DGEIS you must register using this form to be guaranteed speaking time.

The virtual hearings will be held on JULY 14, 2021 at 10:00 am and 7:00 pm.

\* Required

1. First Name: \*

2. Last Name: \*

3. Email Address:

4. July 14, 2021 - Choose a session: \*

July 14, 2021; 10:00 am - Morning Session

July 14, 2021; 7:00 pm - Evening Session

Never give out your password. Report abuse

# How to Join Zoom Meeting

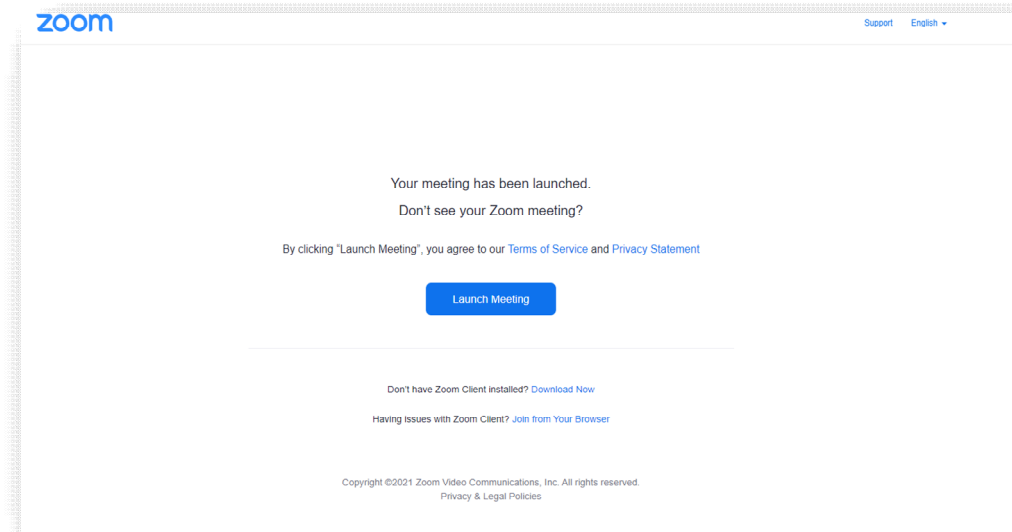
To join the Zoom meetings on July 14, 2021 at 10:00 am or 7:00 pm:

- Please click the link below to join the webinar:

<https://nypa.gov.zoom.us/j/84562401069>

Or call:

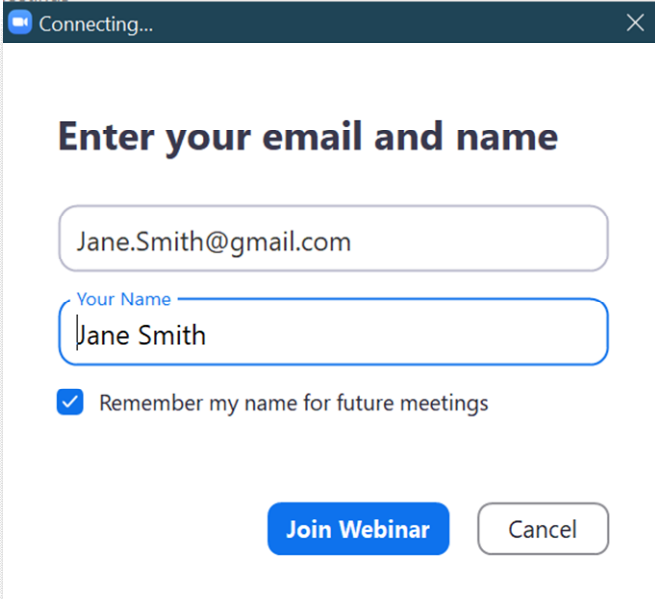
(929)-436-2866 Passcode:  
84562401069#



**NOTE:** for the best user experience, please join from your computer, tablet, or using the Zoom “app” on your smart phone

# How to Join a Zoom Meeting

- Enter your email and name
- If you registered to speak, please join the meeting with the same name you used for registration
- Click “Join Webinar”



Connecting...

**Enter your email and name**

Jane.Smith@gmail.com

Your Name  
Jane Smith

Remember my name for future meetings

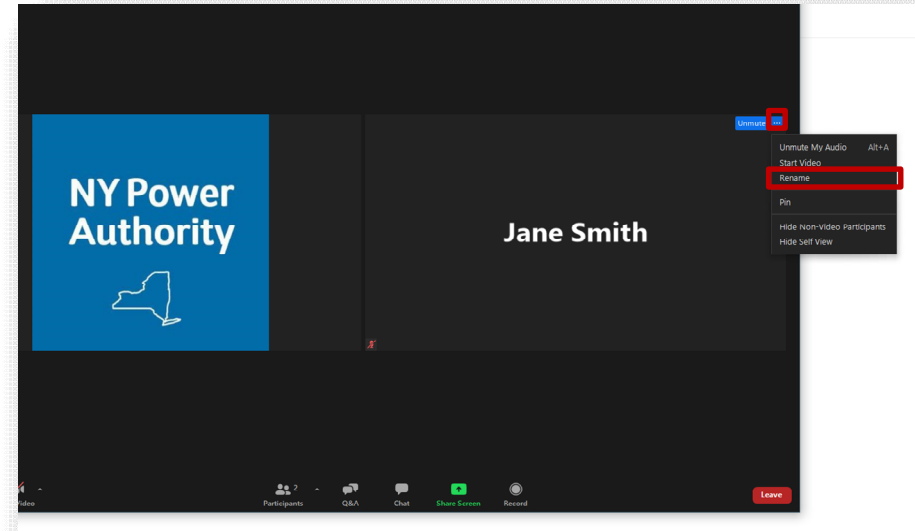
Join Webinar Cancel

# Rename Yourself in Zoom – Method 1

It is important that you “name” yourself so that we can call on you to provide comments based on your registration information.

This may happen automatically but, if not, you can “rename” yourself as displayed here.

1. Where you see your phone number or the default name from when you joined, click on the three dots (...)
2. Select “rename” from the dropdown menu
3. Enter the name you would like displayed




# Rename Yourself in Zoom – Method 2

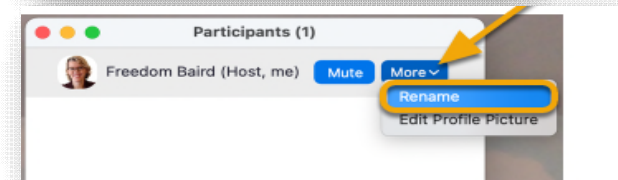
Another way to rename yourself is as follows:

1. Click the “Participants” icon in the Zoom toolbar
2. In the Participants window, next to your name click “More” and choose “Rename”
3. Enter new name and click “Rename”

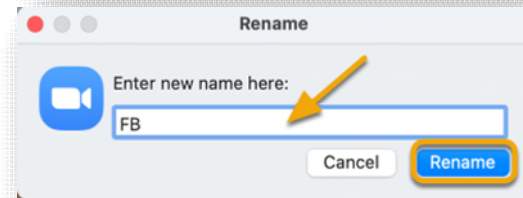
1.



2.



3.





# How to Use Chat in Zoom

If you need to communicate with the host to indicate that you'd like to provide verbal comment or for technical support, please use the chat function.

1. Click the "Chat" icon in Zoom toolbar
2. Type in the text box and hit "enter" to send

